

# CALIPSO216

---



Calipso 216. Just a better gangway.



MADE IN ITALY

**EXIT**  
CARBON

BETTER  
YACHTING

[www.exitcarbon.com](http://www.exitcarbon.com)

## CALIPSO 216

# Carbon fiber **folding** gangway

Calipso 216 has beautifully engineered hinges, for folding, which can be locked in the open position with sliding anti-folding restraints. It also has a newest kind of handrail system, with clip-on stanchions.

Calipso will bend about 1.5 cm for each 100 kg of weight, and weighs about 6.5 kg.

With male pin, wheels on a safe rigid caster, dock side eye bolts for trapeze and guys. High strength light alloy hinges with spring locked, sliding folding restraint.

Signature UV protected carbon fiber finishing with grey non-slip tread finish.

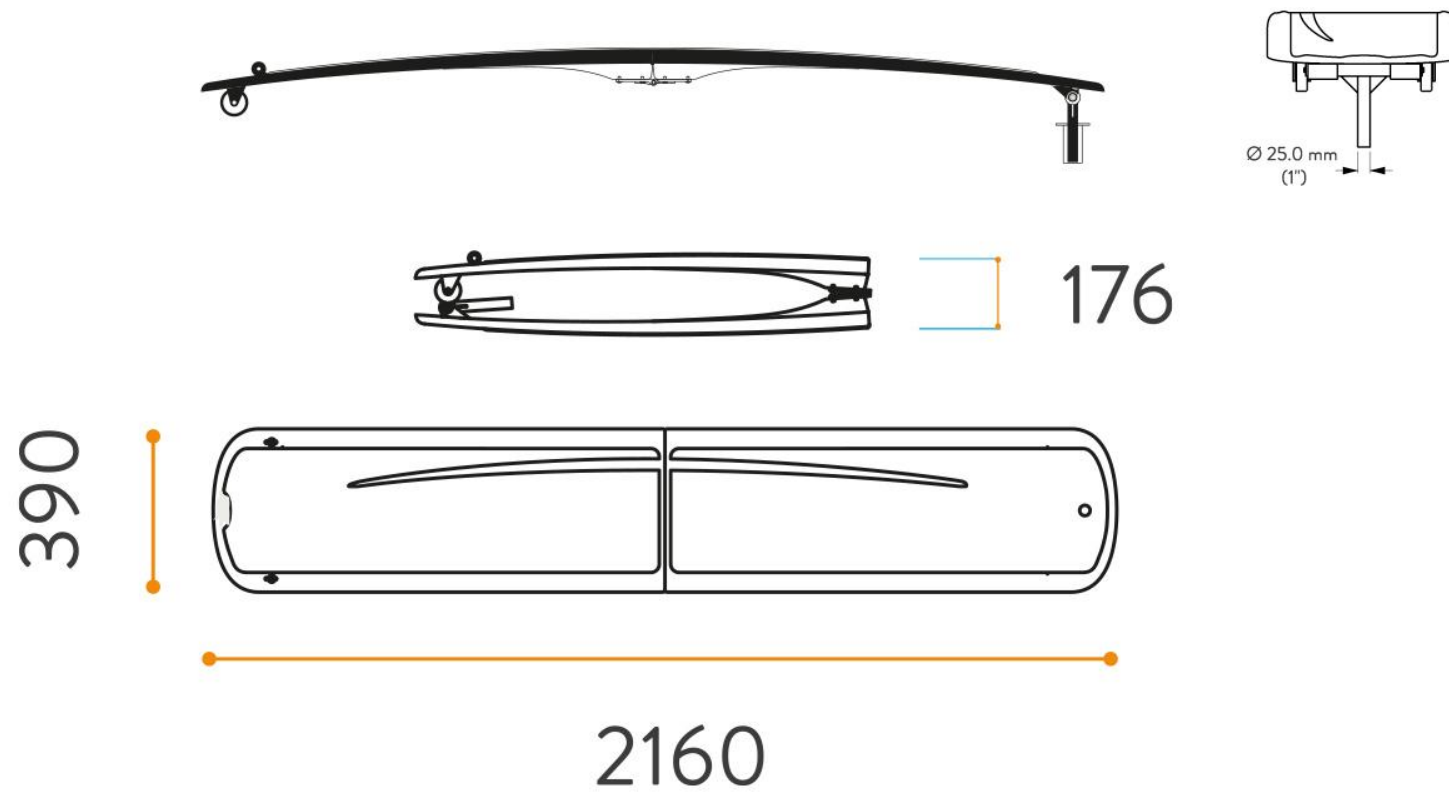
Spare parts kit included.

### TECHNICAL DATA

Length open/folded	216/108.8 cm
Width	39 cm
Weight	8 Kg
Max load	400 Kg



## CALIPSO 216



## Calipso 216 is pure functional luxury

### Make it yours

Calipso 216 comes in Exit Carbon's signature carbon look, or a custom color of your choice, with a long list of exclusive options.

#### Choose your color

Either the unique, clearly visible, carbon fiber texture, offered by Exit Carbon as standard finishing (\*), or any RAL or Awlgrip color.

#### Choose the walking surface graphics and color

Either our unmistakable Grey finish, or your own graphic ideas, or even authentic teak cover (p. 5).

#### Choose the perfect socket for your own yacht

Among our stainless steel variants, including key-lockable sockets, and gunwale mounted square sockets (p. 4).

*(\*) Our autoclave cured, pre-preg carbon manufacturing doesn't need gelcoat, unlike common hand-wet lay-up or resin infusion technologies used by our competitors. This is why only Exit Carbon can truly offer the full visibility of carbon fiber.*



# Calipso 216 is pure functional luxury

## Easy to set-up & stow


As her sisters, which are always the lightest gangways in their class, Calipso 216 is so simple to lower to the dock, while staying safely on your boat, thanks to its 8 kilos. To store it, just unplug it from the deck socket, unlock the bending mechanism using the push-pin, and slide it into its weatherproof padded bag.

## Choose handrails

Either black hard anodized aluminum, or carbon stanchions, single or twin handrail, natural color or choice of color.



Gangway locked (open)



# Female Deck Sockets

## Fittings

The most comprehensive range of **deck sockets** for your gangway. All come with an impeccable highly polished deck flange. A complete set of adapters is available to couple any pivot with any socket, up to 34 mm diameter.

## Finishing

We made no compromises: from surfaces polished in the same workshops used by Vicenza's famous gold jewelers, to solid CNC machining, this is the absolute best you can buy.

### Pic. 1 STAINLESS STEEL

High quality, AISI316 welded socket with polished flange.

### Pic. 2 PREMIUM STAINLESS STEEL- available also in BLACK HARD ANODIZED ALUMINIUM

A single block of AISI316 steel CNC machined for the smoothest effect.

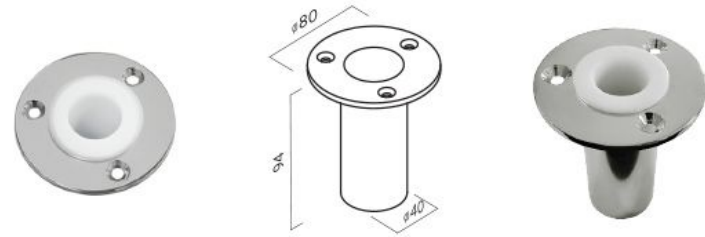
### Pic. 3 PREMIUM STAINLESS STEEL WITH KEY-LOCK - available also in BLACK HARD ANODIZED ALUMINIUM

With marine grade lock and key It needs a special bushing on the male pin.

### Pic. 4 PREMIUM STAINLESS STEEL SQUARE FLANGE

Perfect to be installed on narrow toe rails.

Pic. 1



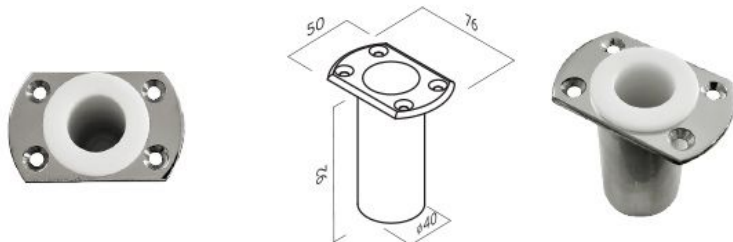
Pic. 2



Pic. 3



Pic. 4



# Options

## Custom Painting

*Gangways, swim ladders, walking surfaces, wheels, sun awning poles, can be painted in different colors. Please refer to the table to choose your color combination.*

Our standard non-slip surface color is *RAL 7036 Platinum Grey*.



RAL 7015 Slate Grey	RAL 3004 Purple
AWLGRIP N1101 Whisper Grey	RAL 8001 Ochre Brown
RAL 7036 Platinum Grey	RAL 1019 Grey Beige
RAL 7044 Silk Grey	AWLGRIP N6103 Desert Sand
AWLGRIP N8102 Oyster White	RAL 7032 Pebble Grey
AWLGRIP G8009 Off White	AWLGRIP N5103 Majestic Blue
AWLGRIP G8044 Snow White	RAL 5013 Cobalt Blue
	AWLGRIP N5100 Aristo Blue
	AWLGRIP N5110 Navy Blue
	AWLGRIP N5106 Royal Blue

For an unlimited choice of color, please contact us, explaining your needs.

# Options

## Teak Walking Surface

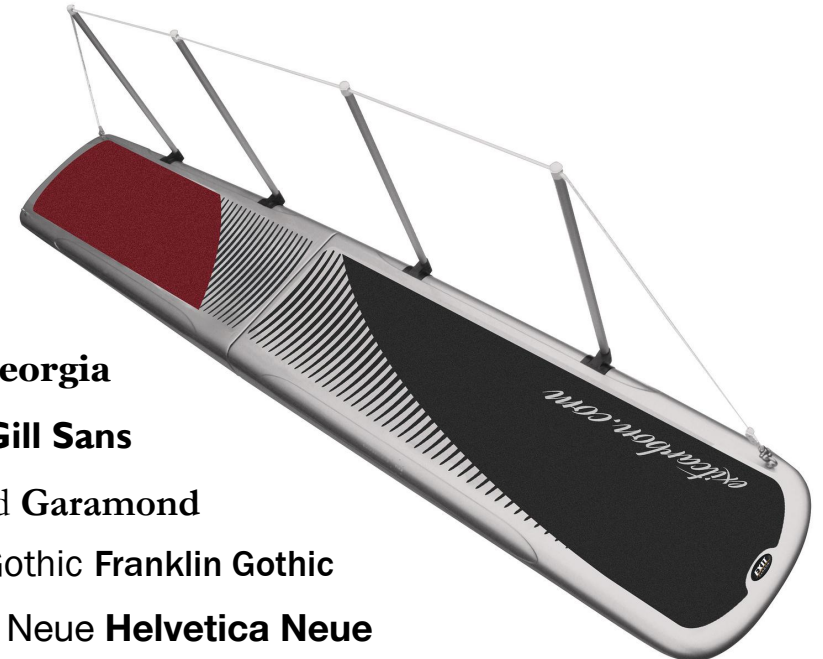
Our teak walking surface is 100% hand-made and follows the elegantly rounded gangway design. We use high-quality, 10 mm sheets of teak. The combination of classic teak and modern carbon technology creates a stand-out accessory for your yacht: beautiful, strong, and surprisingly light.



## Yacht Name

You can customize your gangway with your logo, yacht name, or a drawing. Our best selling option is the name/logo visible within the non-slip surface, but it can also be painted in any color different from the main color of the gangway, even metallic.

A range of 5 different fonts (Helvetica Neue, Gill Sans, Franklin Gothic, Georgia, Garamond) constitutes the basic configuration for the yacht name. Any other font, logo or drawing is also possible: just send us your **vectorial file, .ai, .dxf, or just the font type** and we will recreate the same graphics on the gangway.



Georgia **Georgia**

Gill Sans **Gill Sans**

Garamond **Garamond**

Franklin Gothic **Franklin Gothic**

Helvetica Neue **Helvetica Neue**

# Options

## Handrail

Handrails are a great addition to your gangway. They give a clear view of your path, providing safety. Our handrail kits include hard anodized aluminium stanchions, comfortable polyester lines, and stainless steel spring lock.

They are easy to install by inserting the sliders in the recessed sockets below the gangway, until the spring lock clicks. Just pull on the slider to remove. You can customize colors for your rope and stanchions.

Our handrail kits can be added to any gangway at any time.



## Padded Stow Bag

Provide the best protection for your Exit Carbon piece of equipment - and your yacht too - with our exclusive, Exit Carbon weatherproof padded stow bags.

All our bags feature resistant and comfortable handles, shoulder straps, practical zips, and can be customized with your logo or yacht name.



## Trapezes

A trapeze is the perfect solution for keeping your gangway readily available without the noise of the wheels scratching on the dock or worries about the gangway hitting the dock. Most trapezes are made with short spreader bars, resulting in an uncomfortably narrow passage when you walk through. We made our **Carbon Spreader Bars** 610 mm long--wider than most shoulders--but still extra light.

Carbon Spreader Bar, Full Trapeze, and Full Trapeze with Lateral Guys available.



## CALIPSO 216

### Carbon fiber yacht gangways

MODELS	LENGTH	WIDTH	MAX LOAD	WEIGHT	PRICE
<b>Alba 220</b>	220 cm / solid (7' 2")	39 cm	500 Kg	4.4 Kg	<b>€2,940</b>
<b>Calipso 216</b>	Open: 216 cm Folded: 108,8 cm / (7' 1")	39 cm	400 Kg	8 Kg	<b>€3,284</b>
<b>Aurora 216</b>	Open: 216 cm Closed: 108,8 cm / folding (7' 1")	39 cm	500 Kg	6 Kg	<b>€4,825</b>
<b>Venus 285</b>	Open: 285 cm Closed: 184 cm / folding (9' 4")	45 cm	400 Kg	12 Kg	<b>€4,940</b>
<b>Libera 285</b>	Open: 285 cm Closed: 184 cm / folding (9' 4")	45 cm	500 Kg	8.5 Kg	<b>€6,120</b>
<b>Allegra 350</b>	Open: 350 cm Closed: 176 cm / folding (11' 6")	60 cm	500 Kg	16.8 Kg	<b>€7,885</b>

### CONFIGURATION

With male pin, standard wheels dock side and eye bolts for trapeze and guys.  
Carbon integral hinges (\*\*) with anti-folding restraint.  
Spare parts kit included.  
(\*\*) Calipso 216 and Venus 285 have high strength aluminum hinges.

### FINISHING

Carbon fiber finishing and Grey non-slip tread, standard on the whole range.

### Fittings for all gangways (pins, sockets, and trapezes)

Male pin with 50 mm offset  
Stainless steel welded female socket  
Premium stainless steel female socket (machined)  
Machined black hard anodized aluminium female socket  
Stainless steel female socket with locking system (machined)  
Black hard anodized aluminium female socket with locking system (machined)  
Stainless steel toe rail female socket (squared) (machined)  
60 cm carbon spreader bar (for your own trapeze)  
Trapeze system with 60 cm carbon spreader bar (Spectra lines, SS hardware)  
Trapeze system with 60 cm carbon spreader bar and lateral guys (Spectra lines, SS hardware)  
Lateral guys for trapeze (Spectra lines, SS hardware)  
X Wheels (100 mm diameter, extra wide dock wheels on solid caster). *Only available on bigger models.*

***All our Female deck sockets are provided with a polymer sleeve.***

PRICE All gangways	PRICE Allegra Diana Anna Elisa Laura
<b>€300</b>	
<b>€110</b>	
<b>€198</b>	
<b>€110</b>	
<b>€412</b>	
<b>€300</b>	
<b>€480</b>	
<b>€154</b>	
<b>€363</b>	
<b>€533</b>	
<b>€170</b>	
	<b>€815</b>

## Handrail kits

	PRICE Calipso Aurora Venus	PRICE Libera	PRICE Allegra	PRICE Diana Anna	PRICE Elisa Laura
Hard anodised handrail kit	€430	€800	€900	€1,300	€1,700
Handrail supports on other side	€330	€660	€700	€1,000	€1,200
Handrail kit choice of color	€140	€275	€275	€420	€550

Handrail kit not available on ALBA 220 cm solid gangway.

## Stow bags

	PRICE Alba	PRICE Calipso Aurora	PRICE Venus Libera	PRICE Allegra	PRICE Diana Anna	PRICE Elisa Laura
Waterproof rail fitted bag (with adjustable straps)	€300	-	-	-	-	-
Padded stow bag for folding gangway	-	€300	€412	€473	€700	€828

## Finishing options

	PRICE Alba Calipso Aurora	PRICE Venus Libera	PRICE Allegra	PRICE Diana Anna	PRICE Elisa Laura
Gangway high gloss clear coat	€220	€275	-	-	-
Gangway matt clear coat	€220	€275	€390	€470	€660
Gangway choice of color (within our 17 tones color range)	€330	€385	€500	€580	€770
Gangway choice of any other color	€440	€495	€610	€690	€990
Non-slip tread choice of color (within our 17 tones color range)	€220	€330	€390	€440	€550
Non-slip tread custom color (provide RAL or Awlgrip code)	€330	€440	€500	€550	€660
Yacht's name	€245	€355	€390	€460	€460
Gangway metallic choice of color	€550	€610	€720	€800	€990
Teak surface	€2,057	€2,783	€3,146	€4,235	€5,445

## Choices of color

High gloss clearcoat - Matt clearcoat - Slate Grey - Whisper Grey - Platinum Grey - Silk Grey - Oyster White - Off White - Snow White - Purple - Ochre Brown - Grey Beige - Desert Sand - Pebble Grey - Majestic Blue - Cobalt Blue - Aristo Blue - Navy Blue - Royal Blue - Any kind of RAL or Awlgrip code

[www.exitcarbon.com](http://www.exitcarbon.com)

EXIT CARBON IS MANUFACTURED

by **EXIT ENGINEERING**

For more details, please send us an email at [info@exitcarbon.com](mailto:info@exitcarbon.com)

HEADQUARTERS

Via Industria, 43 30010 - Camponogara (VE) Italy - +39 041 89 48 038

